

Additional remote-controlled socket for indoor lighting

ref. 500102



A - SAFETY INSTRUCTIONS

A1 - OPERATING PRECAUTIONS

- Do not allow children to operate the product.
- This product is designed exclusively for indoor use.
- This product is designed to work exclusively with control devices from the range: 12 channel remote control, wall remote control, Thombox, etc.

A2 - SERVICING AND CLEANING

- Disconnect the product from the mains before undertaking any maintenance.
- Your product does not require any specific maintenance.
- Use a soft, slightly damp cloth to clean your product.
- Do not use abrasive or corrosive substances.
- Do not spray any products directly onto the unit.

A3 - RECYCLING

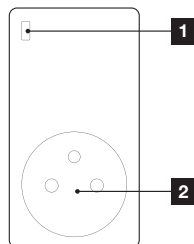


This logo denotes that devices which are no longer in use must not be disposed of as household waste as they are likely to contain hazardous substances which are dangerous to both health and the environment. Return the equipment to your local distributor or use the recycling collection service provided by your local council.

B - PRODUCT DESCRIPTION

B1 - REMOTE CONTROLLED SOCKET

Front



- | | |
|---|--|
| 1 | System on indicator light and pairing button |
| 2 | Remote-controlled power socket (maximum 2000W) |

C - ABOUT THE THOMBOX CONCEPT

The Thombox is a home automation unit which connects to your ADSL modem (Freebox, Livebox, etc.) and enables you to manage your home security from any location as if you were using the actual alarm control unit at home or remotely. The system also allows you to control your comfort accessories (lighting, etc.), openers (shutter motors, garage doors, etc.) and manage your energy use (heating and electricity consumption) with just a few clicks on a computer, touchscreen tablet or smartphone, from anywhere in the world with an internet connection.

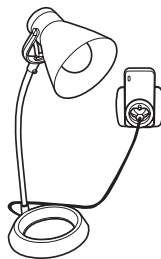
To enable the above and be able to create scenes (action sequences) which will simplify your day-to-day life, you need to register your Thombox (only when you first install it), and pair your ARW technology compatible accessories with it.

The Thombox is completely modular and there is no limit to the number of accessories it can control.

D - INSTALLATION

D1 - REMOTE CONTROLLED SOCKET

Connect the socket to the mains and the device to be controlled to the socket.



Illustrative purposes only

E - CONFIGURATION

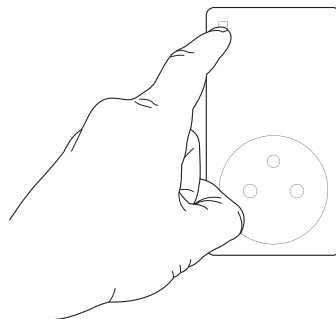
E1 - PROGRAMMING

For the product to work, it must be paired with a control device from the range.

Please refer to the user guide for the device you wish to pair with your product.

During pairing, you will be asked to put the socket into pairing mode:

- The device connected to the socket should be turned off. If necessary, press briefly on the pairing button on the front of the socket.
- When asked to put the socket into pairing mode, press and hold the pairing button on the socket for at least 3 seconds.



F - USING THE PRODUCT

F1 - USING THE PRODUCT WITH ANY DEVICE

- You can turn your socket on and off from any device paired to the socket. Please refer to the user guide for each of the paired devices to find out how to turn on and off your remote-controlled socket.
- Pressing the button on the remote-controlled socket switches the socket on and off in turn. If the socket is paired to a Thombox, the Thombox is informed of this change.

F2 - USING THE PRODUCT WITH THE THOMBOX

When you pair your socket with a Thombox, your socket will appear in the 'Lights & Power' section. Your socket will also appear as an 'Actionneur [Actuator]' in the rule creator. You can then create rules to manage when your socket turns on and off.

G - TECHNICAL AND LEGAL INFORMATION

G1 - TECHNICAL CHARACTERISTICS

- Radio frequency: ARW 868.3MHz protocol
- Radio range: Up to 150m in open air*
- Power supply: 230V AC 50Hz
- Operating temperature: 0°C to 40°C, indoor use only
- Maximum power: 2000W (9A)

*The indicated radio range refers to the open air range, i.e. no obstacles between the receiver and the transmitter. Any obstacle or disturbance will reduce this range.

G2 - WARRANTY

This product is guaranteed for parts and labour for 2 years from the date of purchase. Proof of purchase must be retained for the duration of the warranty period.

The warranty does not cover damage caused by negligence, knocks, or accidents.

This product must not be opened or repaired by any persons not employed by AVIDSEN.

The warranty will be void if the device is tampered with.

G3 - ASSISTANCE AND ADVICE

- If, in spite of the care we have taken in designing our products and drafting these instructions, you do encounter difficulties when installing your product or you have any questions, we urge you to contact one of our specialists who will be glad to help.
- If you encounter operating problems during the installation or a few days afterwards, it is essential that you are in front of your installation when contacting us, so that one of our technicians can diagnose the source of the problem, as it will probably be the result of a setting that is incorrect or an installation that is not to specification. If the problem is caused by the product itself, the technician will give you an RMA number so that you can return the unit to the shop. Without this RMA number, the shop may refuse to exchange your product.

Any help during the installation of your Thombox, or during the association of your Thomson Connected Homes range devices? Please call our technical team at the following number:

Tel: + 33 (0)892 701 369

(Audiotel: €0.337/min incl. VAT)

Monday to Friday, 9 AM to 12 PM and 2 PM to 6 PM.

G4 - DECLARATION OF CONFORMITY

With the R&TTE directive

AVIDSEN hereby declares that the following equipment: Additional remote-controlled socket for indoor lighting 500102 Complies with the R&TTE 1999/5/CE directive and that its conformity has been assessed pursuant to the applicable standards in force:
EN60669-1:1999+A1:2002+A2:2008
EN60669-2-1:2004
EN301489-1 V1.9.2
EN301489-3 V1.4.1
EN300220-2 V2.4.1

Signed at Chambray les Tours on 20/06/2013 by

Alexandre Chaverot, CEO



Please visit our website to find out more about the Thomson range at:

www.thomsonbox.eu

THOMSON is a TECHNICALOR S.A. brand used under licence by:

Avidsen France S.A.S.- 32, rue Augustin Fresnel
37170 Chambray les Tours - France