

Wall remote control for lighting, CMV, shutters, drives and emergency systems

ref. 500114



## A - SAFETY INSTRUCTIONS

### A1 - OPERATING PRECAUTIONS

- Do not allow children to operate the product.
- This product is designed exclusively for indoor use.
- This product is designed to work exclusively with devices from the range: remote-controlled socket, universal drive relay, Thombox, etc.

### A2 - SERVICING AND CLEANING

- Use a soft, slightly damp cloth to clean your product.
- Do not use abrasive or corrosive substances.
- Do not spray any products directly onto the unit.

### A3 - RECYCLING



It is forbidden to throw used batteries into the dustbin. Batteries/accumulators containing harmful substances are marked with symbols (shown opposite) which indicate that they cannot be thrown away as ordinary waste. The corresponding heavy metal designations are as follows: Cd = cadmium, Hg = mercury, Pb = lead. You can dispose of these batteries/accumulators at local recycling amenities (centres for sorting recyclable materials) which are required to accept them. Keep batteries/button cells/accumulators out of reach of children and store them in a safe place not accessible to them as they could be swallowed by children or domestic animals. May be fatal if swallowed! In the event that a battery is swallowed, consult a doctor or go to A&E immediately. Never short-circuit the batteries, and do not burn or recharge them as they may explode!

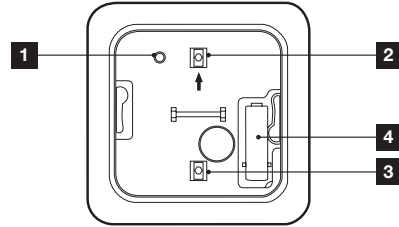


This logo denotes that devices which are no longer in use must not be disposed of as household waste as they are likely to contain hazardous substances which are dangerous to both health and the environment. Return the equipment to your local distributor or use the recycling collection service provided by your local council.

## B - PRODUCT DESCRIPTION

### B1 - REMOTE-CONTROLLED SWITCH

Front



1	System on indicator light
2	On button
3	Off button
4	Battery compartment

## C - ABOUT THE THOMBOX CONCEPT

The Thombox is a home automation unit which connects to your ADSL modem (Freebox, Livebox, etc.) and enables you to manage your home security from any location as if you were using the actual alarm control unit at home or remotely. The system also allows you to control your comfort accessories (lighting, etc.), openers (shutter motors, garage doors, etc.) and manage your energy use (heating and electricity consumption) with just a few clicks on a computer, touchscreen tablet or smartphone, from anywhere in the world with an internet connection.

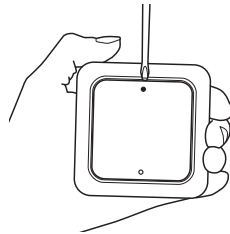
To enable the above and be able to create scenes (action sequences) which will simplify your day-to-day life, you need to register your Thombox (only when you first install it), and pair your ARW technology compatible accessories with it.

The Thombox is completely modular and there is no limit to the number of accessories it can control.

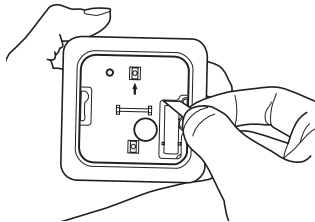
## D - INSTALLATION

### D1 - REMOTE CONTROL

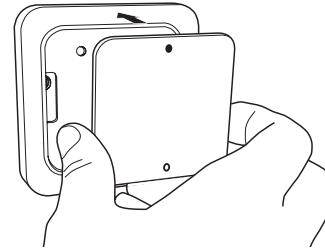
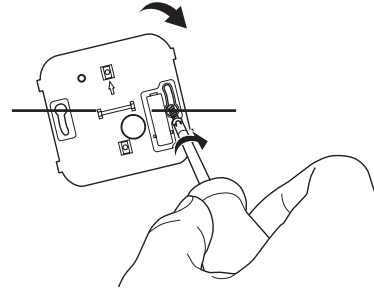
Remove the cover on the front of the wall remote control.



Remove the tab on the back of the wall remote control to connect the battery.



Attach your wall remote control using double-sided tape or screws and wall plugs which are appropriate to the type of wall.

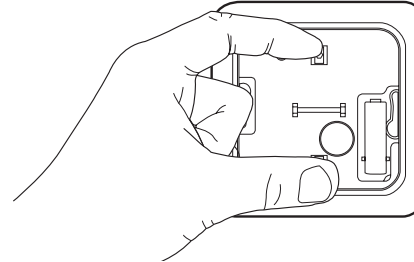


## E - CONFIGURATION

### E1 - PROGRAMMING

Your wall remote control can be paired with other devices from the Thomson Connected Home range: remote-controlled socket, universal drive relay, Thombox, etc.

- To pair the remote control with another device to be controlled, remove the front cover then hold the on and off buttons for 3 seconds.



- Then place the device to be controlled into pairing mode. Refer to the device's user guide to find out how to do this.

Notes: You can pair up to five devices.

## F - USING THE PRODUCT

### F1 - USING THE PRODUCT WITH ANY DEVICE

- The on and off buttons allow you to control the corresponding device. Please refer to the user guide of the relevant devices to understand what these remote control buttons do (opening a drive, turning on a light, etc.).

### F2 - USING THE PRODUCT WITH THE THOMBOX

When you pair your wall remote control with a Thombox, it does not appear in the dashboard but is available in the rule creator in the 'CONTROL' section. You can then create rules which you can trigger using the buttons on your wall remote control.

### F3 - REMOVING ALL DEVICES FROM THE WALL REMOTE CONTROL

- To delete all devices controlled by the remote control, press and hold the 'on' and 'off' buttons for 3 seconds.
- Release the buttons, then once again hold the 'on' and 'off' buttons for 3 seconds.

All of the controlled devices will then be cleared from the wall remote control's memory.

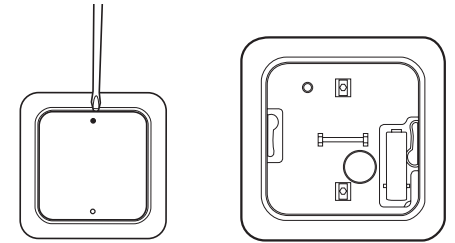
### F4 - CLEARING FEATURE

The clearing feature of the remote control allows you to remove all unused devices (e.g. a remote-controlled socket which is no longer available to you).

- To clear the remote control's memory, press and hold the 'on' and 'off' buttons for 3 seconds.
  - Release the buttons, then hold the 'on' button for 3 seconds.
- If a device fails to respond to instructions sent by the wall remote control 20 times in a row, it has been deleted from the memory. All other devices which are still in use remain in the memory.

### F5 - REPLACING THE REMOTE CONTROL BATTERY

If you notice that the range of your wall remote control is decreasing, the battery should be replaced. If the remote control is paired with a Thombox, the Thombox is informed of this. Use a 12V A27 battery.



Under normal conditions, battery life is approximately one year.

## G - TECHNICAL AND LEGAL INFORMATION

### G1 - TECHNICAL CHARACTERISTICS

- Radio frequency: 868.3MHz, ARW protocol
- Radio range: up to 150m, open air range\*
- Power supply: 12V DC via an A27 battery
- Maximum number of devices in memory: 5
- Operating temperature: 0°C to 40°C, indoor use only

\*The indicated radio range refers to the open air range, i.e. no obstacles between the receiver and the transmitter. Any obstacle or disturbance will reduce this range.

### G2 - WARRANTY

This product is guaranteed for parts and labour for 2 years from the date of purchase. It is essential to retain the proof of purchase for the duration of the warranty period.

The guarantee does not cover damage caused by knocks or accidents. This product must not be opened or repaired by any persons not employed by AVIDSEN except to insert or replace the batteries. So-called consumables, such as the batteries, are not covered by the warranty.

### G3 - ASSISTANCE AND ADVICE

- If, in spite of the care we have taken in designing our products and drafting these instructions, you do encounter difficulties when installing your product or you have any questions, we urge you to contact one of our specialists who will be glad to help.
- If you encounter operating problems during the installation or a few days afterwards, it is essential that you are in front of your installation when contacting us, so that one of our technicians can diagnose the source of the problem, as it will probably be the result of a setting that is incorrect or an installation that is not to specification. If the problem is caused by the product itself, the technician will give you an RMA number so that you can return the unit to the shop. Without this RMA number, the shop may refuse to exchange your product.

Any help during the installation of your Thombox, or during the association of your Thomson Connected Homes range devices? Please call our technical team at the following number

**Tel: + 33 (0)892 701 369**

(Audiotel: €0.337/min incl. VAT)

**Monday to Friday, 9 AM to 12 PM and 2 PM to 6 PM.**

## G4 - DECLARATION OF CONFORMITY

With the R&TTE directive

AVIDSEN hereby declares that the following equipment: Wall remote control for lighting, CMV, shutters, drives and emergency systems 500114 Complies with the R&TTE 1999/5/CE directive and that its conformity has been assessed pursuant to the applicable standards in force:

EN62479:2010  
EN301489-1 V1.9.2  
EN301489-3 V1.4.1  
EN300220-2 V2.4.1

Signed at Chambray les Tours on 13/11/2014 by

Alexandre  
Chaverot, CEO



Visit our website to find out more about our Thomson  
range at



**THOMSON** is a **TECHNICOLOR S.A.** brand used  
under licence by:

Avidsen France S.A.S.- 32, rue Augustin Fresnel  
37170 Chambray les Tours - France